



Roofing

Steeline FNW Roofing is made from Colorbond® Steel which makes all of our products strong and secure. Our roofing has been tested in Australian conditions to look great and have an outstanding long life.




Colorbond®
Zincalume®

1300 BUY STEEL
fnw.com.au

BRISBANE | TOOWOOMBA | INVERELL | GRAFTON

CORRUGATED ROOF SHEETS

Corrugated sheeting combines great functional benefits with a stylish look that will complement any exterior. With its classic look and timeless appeal, corrugated sheeting is a versatile profile that can be used in many applications. It complements both contemporary and traditional architecture to put the finishing touches on the exterior of any building project.



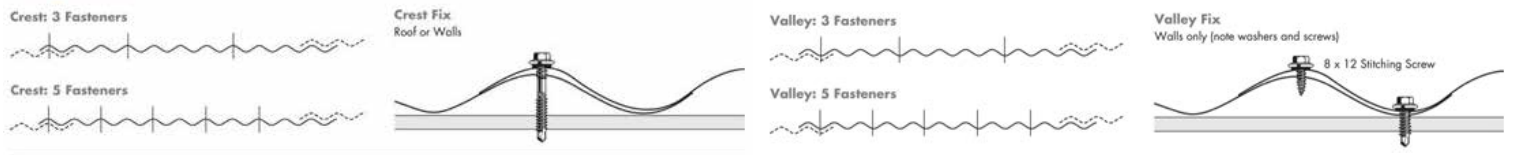
BMT	Mass kg/m ²	Profile Cover	Rib Depth	Minimum Pitch	Roof Internal	Roof End	Wall Internal
0.42	4.3	762mm	16mm	5° (1 in 12)	1200	900	1800
0.48	4.9				1600	1200	2400

- ✓ Versatility - suitable for commercial / industrial and residential roofing
- ✓ Used for Roofing, Walling and Fencing
- ✓ Cut to length
- ✓ Up to 45 year Bluescope Steel Warranty

PROFILE



Fixing Details



Corrugated Roofing

Should be laid square to the gutter line and into the prevailing wind, with a side lap of 1.5 corrugations. Five fasteners at both ends of roof sheets (apex and gutterline). Roof sheets must be turned up at the apex and turned down at the gutter line.

Corrugated Wall

Side lap fixing is recommended mid span when spans exceed 1200mm. Use 8 x 12mm Stitching Screws.

Design Considerations

The recommended minimum pitch for corrugated roofing is 5 degrees.

Length

- Corrugated roofing is custom cut to your exact length
- The maximum length for pierce fixed roofing is 23.7m before an expansion joint is required. This length is recommended for light colours only. Dark colours should not exceed 16.0m because of increased thermal expansion.

Foot Traffic

- Always walk over purlins and place your foot print over as many corrugations as possible, to avoid sheet damage.

Handling On Site

- Sheets should be kept dry and clear of the ground.
- When handling sheets use dry, clean gloves and don't drag sheets over each other to avoid scratching the painted surface.

Cutting

- It is recommended to cut sheets with aviation snips or a nibbler. Don't use an abrasive disc cutter as swarf will increase risk of corrosion.



STEELCLAD ROOF SHEETS

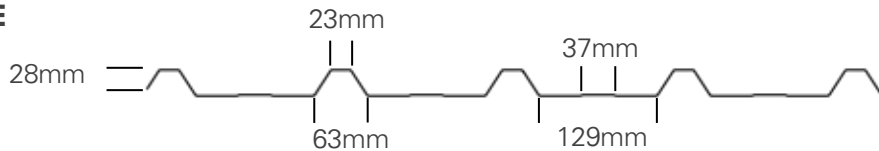


SteelClad sheeting is a great option for many roofing and walling needs. Made for a wide range of applications across domestic and commercial projects, SteelClad roof sheeting has a range of great benefits. It is made to last and is well known in the roofing industry for its versatility and reliability. It is tough, cost-effective and superb for design purposes.

BMT	Mass kg/m ²	Profile Cover	Rib Depth	Minimum Pitch	Roof Internal	Roof End	Wall Internal
0.42	4.3	762mm	28mm	2° (1 in 30)	1500	1000	2200
0.48	4.9				2000	1500	2800

- ✓ Versatility - suitable for commercial / industrial and residential roofing
- ✓ Used for Roofing, Walling and Fencing
- ✓ Cut to length
- ✓ Up to 45 year Bluescope Steel Warranty

PROFILE

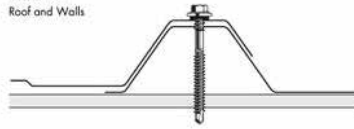


Fixing Details

Crest: 4 Fasteners



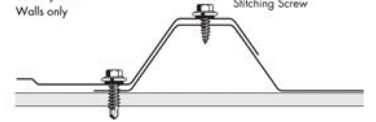
Crest Fix:
Roof and Walls



Valley: 4 Fasteners



Valley Fix:
Walls only



SteelClad Roofing

Should be laid square to the gutter line and into the prevailing wind. The sheet is fastened at every rib. Sheets must be turned up at the apex and down at the gutter line. Side lap fastener is recommended mid span when span exceeds 1200mm.

SteelClad Wall

Steel Clad is very popular for warehouse walls and farm sheds. It is easily installed and has good spanning capability. Side lap fastener is recommended mid span when the span exceeds 1200mm.

Design Considerations

The recommended minimum pitch is 2 degrees. For long run roofing the pitch should be increased and spans considered.

Length

- SteelClad is custom cut to your exact length
- The maximum length for pierce fixed roofing is 23.7m before an expansion joint is required. This length is recommended for light colours only. Dark colours should not exceed 16.0m because of increased thermal expansion.

Foot Traffic

- Always walk over purlins and place your foot print in the pan only. To avoid sheet damage do not stand on ribs.

Handling On Site

- Sheets should be kept dry and clear of the ground.
- When handling sheets use dry, clean gloves and don't drag sheets over each other to avoid scratching the painted surface.


Cutting

- It is recommended to cut sheets with aviation snips or a nibbler. Don't use an abrasive disc cutter as swarf will increase risk of corrosion.




COLOUR YOUR ROOF

Of all the elements of design, colour is the most powerful and personal. The COLORBOND® steel colour palette makes it easy to express yourself with colour. Steeline FNW provides you with a huge colour range to choose from which have been inspired by Australia's own magnificent backyard.



Colours marked with an asterisk (*) are also available in Colorbond® Ultra, designed for high corrosion environments.

COLORBOND® MATT



The COLORBOND® steel colour swatches in this brochure have been reproduced to represent actual product colours as accurately as possible. However we recommend checking your chosen colour against an actual sample of the product before purchasing, as varying light conditions and limitations of the printing process may affect colour tones. COLORBOND® ZINCALUME® and ® colour names are registered trade marks of BlueScope Steel Limited. ™ colour names are trade marks of BlueScope Steel Limited. ABN 16 000 011 058. All rights reserved.

Colorbond®

Zincalume®

1300 BUY STEEL
fnw.com.au

BRISBANE

36-54 Badu Court
Meadowbrook QLD 4131

P: (07) 3200 8122
E: brisbane@fnw.com.au

TOOWOOMBA

300 Anzac Avenue
Harristown QLD 4350

P: (07) 4580 4244
E: toowoomba@fnw.com.au

INVERELL

84 Oliver Street
Inverell NSW 2360

P: (02) 6722 4593
E: inverell@fnw.com.au

GRAFTON

56 Through Street
South Grafton NSW 2460

P: (02) 5632 3055
E: grafton@fnw.com.au