

# *Style Choice*

COLORBOND® steel fencing



**Colorbond**®

**1300 BUY STEEL**  
[fnw.com.au](http://fnw.com.au)

**BRISBANE | TOOWOOMBA | INVERELL | GRAFTON**

## The Steeline FNW Style Choice Edge

Steeline FNW specialise in manufacturing custom made genuine Colorbond® steel fences and gates that are fit for purpose, no matter if you are a home owner, business owner or tradie our highly experienced team can work with you to devise the best solution of Style Choice steel fencing for your needs.

Our range of Style Choice steel panels are manufactured in-house at our Brisbane and Toowoomba facilities in a large range of profiles, colours and sizes.




## Why Choose Steeline FNW Style Choice Colorbond® Steel Fencing

Easy on the eye and very low maintenance, genuine Colorbond® steel is a popular choice for residential fencing and gates as it looks great from both sides, with 27 colour options and 4 sleek profiles: Supersaw, SteelClad, Corrugated and UniRib panel styles to choose from.

Plus, Colorbond® steel is a highly durable material that's been designed to withstand the Australian climate. It doesn't require any ongoing painting, oiling or general upkeep, plus it's rot, termite and fire resistant.


Our genuine Colorbond® steel fencing & gates are also covered by a 10-year Bluescope Steel guarantee\*.




**SUPERSAW**



**STEELCLAD**



**CORRUGATED**



**UNIRIB**

## Improved Privacy & Security

With panel heights from 1200mm – 2100mm high, Colorbond® fencing naturally provides enhanced privacy and security. We also offer steel slat and lattice privacy screens that can be attached to the top of your Style Choice Colorbond® fence line.

## Welded & DIY Colorbond® Gates

Gates are an essential part of your fence for convenient access through your fence line. Steeline FNW manufactures an extensive range of welded Colorbond® swing and sliding gates to complement your project.

Alternatively, we can supply a full range of gate components for a do-it-yourself Colorbond gate, ideal for making custom sized swing gates.



**Slat Privacy Screen**



**Lattice Privacy Screen**



\*Warranty subject to exclusions, application and eligibility criteria. For full terms and conditions and to determine the eligibility of your fence for the warranty visit [bluescopesteel.com.au/warranties](http://bluescopesteel.com.au/warranties) or call BlueScope on 1800 800 789. Warranties provided by BlueScope do not affect consumer rights under the Australian Consumer Law.

# THINGS TO CONSIDER

## SOIL TYPE

Soil type can effect the depth of hole needed to secure your new fence safely, this will also effect the length of posts that are required.

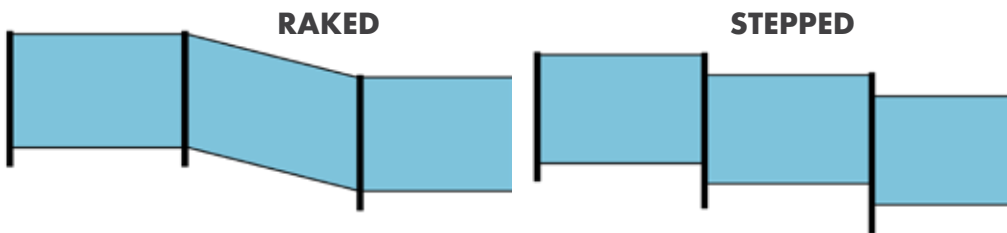
SOIL TYPE	MINIMUM HOLE DEPTH	APPROXIMATE CONCRETE REQUIRED Recommended 20MPa Standard Concrete Mix
Rock	400mm	1 bag per hole (20kg bag)
Clay/Firm Earth	600mm	2 bags per hole (20kg bag)
Sand/Loose Fill	900mm	3 bags per hole (20kg bag)

## SLOPING OR UNEVEN SITES

Remember when measuring to put down any raise or fall of the ground and choose if you would like for it to be a raked or stepped.

It is recommended that you rake out your fence on sloping or uneven ground rather than stepping the panels. It achieves a better overall appearance as well as providing a stonger fence.

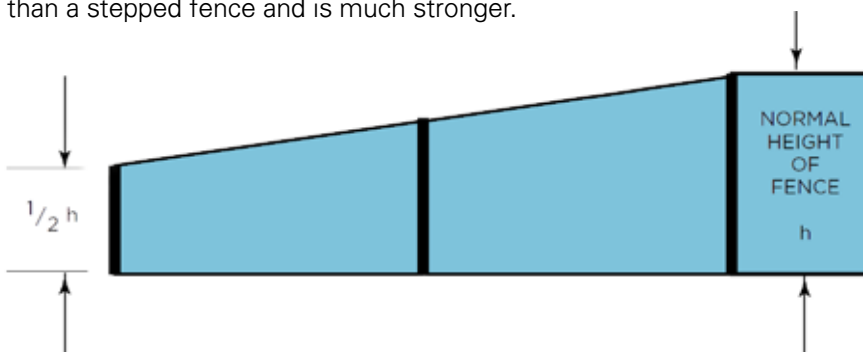
Raked fences may require additional preparation of rails and infill sheets determined by the height of the raked section, longer rails and sheets may be required.



## TAPERING THE FRONT OF YOUR FENCE

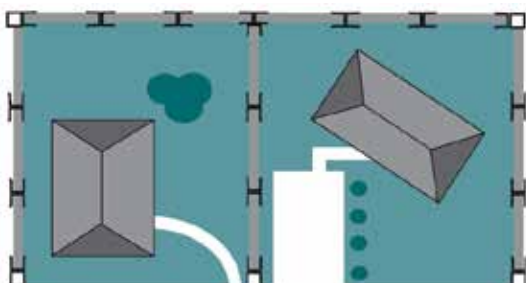
It is recommended that you taper the last two panels of your fence at an unsupported end, particularly where your fence extends beyond the front of your house.

The minimal extra effort in tapering the unsupported end will provide a better looking fence than a stepped fence and is much stronger.

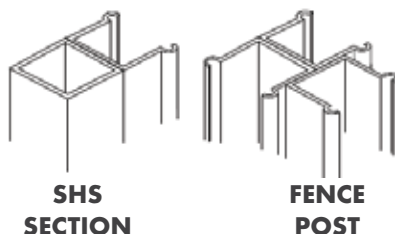


## DETERMINE ENDS, CORNERS & JUNCTIONS

Remember the finer details can help make your project come to life. Choose how you would like to see your project finish.



## JUNCTION OPTIONS



# HAVE YOU GOT WHAT YOU NEED?

## Recommended equipment

- Self-drilling Screw Gun/Drill
- Spirit Level
- Snips or Nibbler
- Rubber Mallet
- String Line & Peg Markers
- Shovel/Spade
- Wheelbarrow
- Marker (Not lead pencil)
- Concrete
- Hacksaw
- Rivet Gun
- Post Hole Digger
- Tape Measure
- Safety Glasses
- Gloves
- Enclosed Footwear

**BEFORE YOU BEGIN**

Check for underground services

**DIAL BEFORE YOU DIG**

**1100**

# COLOUR YOUR FENCE

Of all the elements of design, colour is the most powerful and personal. The COLORBOND® steel fencing colour palette makes it easy to express yourself with colour. Steeline FNW provides you with a huge colour range to choose from which have been inspired by Australia's own magnificent backyard.



**Colorbond®**

The COLORBOND® steel colour swatches in this brochure have been reproduced to represent actual product colours as accurately as possible. However we recommend checking your chosen colour against an actual sample of the product before purchasing, as varying light conditions and limitations of the printing process may affect colour tones. COLORBOND® and ® colour names are registered trade marks of BlueScope Steel Limited. ™ colour names are trade marks of BlueScope Steel Limited. ABN 16 000 011 058. All rights reserved.

**1300 BUY STEEL**  
**fnw.com.au**

**Colorbond®**

**BRISBANE**

36-54 Badu Court  
Meadowbrook QLD 4131

P: (07) 3200 8122  
E: brisbane@fnw.com.au

**TOOWOOMBA**

300 Anzac Avenue  
Harristown QLD 4350

P: (07) 4580 4244  
E: toowoomba@fnw.com.au

**INVERELL**

84 Oliver Street  
Inverell NSW 2360

P: (02) 6722 4593  
E: inverell@fnw.com.au

**GRAFTON**

56 Through Street  
South Grafton NSW 2460

P: (02) 5632 3055  
E: grafton@fnw.com.au